

TECHNOLOGY

**HOLYKELL®**

**HPT300-S**  
**PRESSURE**  
• DATASHEET •

**1. Pressure Measurement** 2. Level Measurement 3. Temperature Measurement  
4. Flow Measurement 5. Display & Control Instruments  
6. Wireless Monitoring System 7. Velocity Measurement

# HPT300-S Series

## Economic Compact OEM Pressure Transducers & Transmitters

### Applications

- Pneumatic System Controls
- Mechanical engineering
- Hydraulics and pneumatic
- Pumps station
- Energy and Water Treatment
- HAVC System
- Process control and automation

### Features

- Low cost compact type
- High Strength Stainless Steel Construction
- Automatic temperature compensation 0~50°C
- Low Static and Thermal Errors
- EMI/RFI Protection
- Excellent overload, Shock and erosion
- Glue filling process, circuit waterproof
- CE, RoHS approved

### Profiles

HPT300-S compact pressure transmitter is precision engineered and manufactured to fit many industrial and OEM pressure measurement applications. The rugged design provides resistance to vibration, shock, wide temperature variations, RFI and other extreme environmental conditions that are typical of industrial and OEM applications. Options include many available process connection, electrical connections as well as all industry standard pressure ranges and output signals to meet many application requirements.

HPT300-S with a ceramic measuring cell are designed for highest pressure with nominal pressures of 0 to 600 bar. Ceramic sensing element provides high burst/over pressure protection, so are extremely robust against mechanical influence and work completely without wear and tear or fatigue. The resulting long-term stability ensures safe operation and reliable measurement results over 100 million pressure cycles.

The pressure transmitter has successfully passed TUV CE certification, It can be private labeled with customer logo and model number if required. OEM&ODM accepted, welcome your inquiry.



### Measuring range

bar	-1 to 1..0 to 0.1...0 to 600
Kpa	-100 to 100..0 to 10...0 to 60000
psi	-15 to 15..0 to 1.5...0 to 8702
mbar	-1000 to 1000..0 to 100...0 to 600000

They give measuring range are also available in Mpa , Pa,in Hg,mm Hg

### Materials

Wetted Parts	Standard	Optional
Case	304 Stainless steel	316L/SUS321
Sensor	Ceramic	NA
O-ring	NBR	EPDM/CR/PTFE

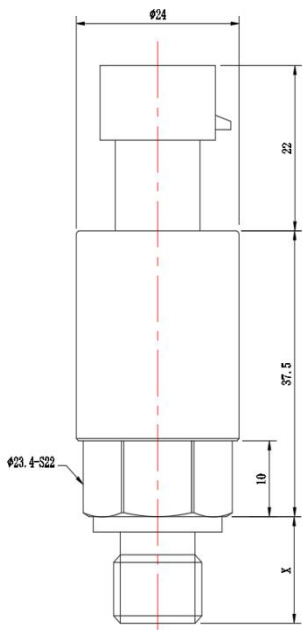
### Specifications

Ambient Temperature: 25°C (unless specified)

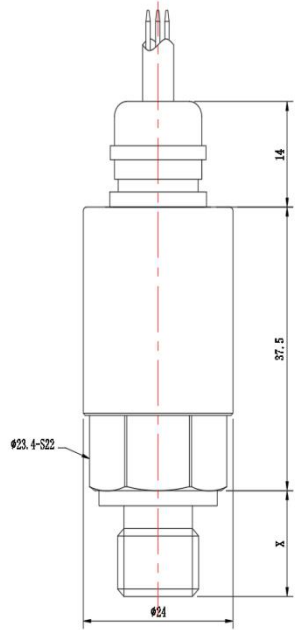
Parameter	HPT300-S			
Pressure Measured	Gauge/Absolute pressure optional			
Safe Overload	150% F.S.			
Burst Pressure	300% F.S. (P≤100bar); 200% F.S. (P≤400bar); 150% F.S. (P=600bar);			
Accuracy	±1.0%F.S(typical) ; ±0.5%F.S(by customized, excluding ranges <10bar) at 25°C			
Total Error Band	0...50 °C max. ±1.0%FS; -20...80 °C max. ±2.0 %FS			
Stability	0.2%F.S±0.05%/Year			
Working Temp.	-20°C~80°C(corrosive medium); -40°C~80°C(non-corrosive medium)			
Storage Temp.	-40°C~125°C(Nitrile rubber sealing ring); -30°C~150°C(fluororubber rubber sealing ring)			
Temperature Compensation	0°C~50°C			
Medium Compatible	Compatible with 304, 316 Stainless Steel according to customized			
Electrical Wire	2 Wires		3 Wires	
Output	4-20mA	0-5V	0-10V	0.5-4.5V ratiometric
Power Supply	7-30Vdc	8-30Vdc	13-30Vdc	5Vdc±5%
Insulate resistance	>100M Ω @50V dc			
Zero Temp. Drift	≤0.02%F.S/°C/year			
Electrical connection	Terminal Box (DIN43650 Hirschmann Connector, IP65) Direct cable outlet IP67; M12 4 Pins connector P67; Packard Connector IP65.			
Pressure connection	1/8"NPT male, 1/4"NPT male 1/4"NPT female, G1/2" male, G1/4"male/female, 7/16"-20 UNF male are optional.			
EMC Standard	EN 61326-1:2013; EN 61326-2-3:2013 EN 61000-6-2:2005; EN61000-6-4:2007+A1			
IP rating	IP65...IP67 by model			
Response time	≤20ms			
Certificate	CE Certificate			

Dimensions and Drawing

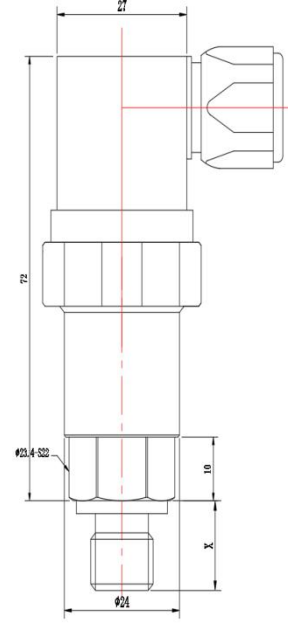
Unit, mm



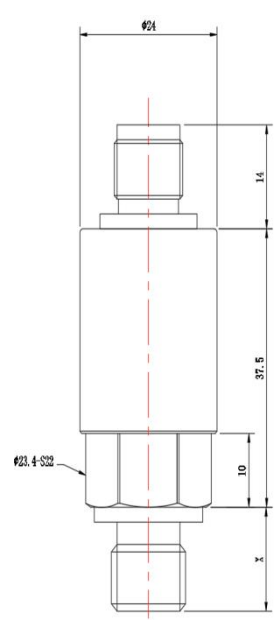
HPT300-S1



HPT300-S2



HPT300-S3



HPT300-S4

Electrical Connection

		DIN 43650 connector	
	Current	1	U+
		2	Iout(U-)
		3	NC
		4	⊥ Connect to earth ground
	Voltage	1	U+
		2	U-
		3	Vout
		4	⊥ Connect to earth ground

		Direct cable outlet	
	Current	Red	U+
		Green	Iout(U-)
		Black	⊥ Connect to earth ground
	Voltage	Red	U+
		Green	Vout
		Black	U-

		Packard 3 Pin connector	
	Current	A	⊥ Connect to earth ground / Black
		B	U+ / Red
		C	Iout(U-) / Green
	Voltage	A	U- / Black
		B	U+ / Red
		C	Vout / Green

		M12 4 Pins connector	
	Current	1	U+ / Brown
		2	Iout(U-) / White
		3	NC
		4	⊥ Connect to earth ground / Black
	Voltage	1	U+ / Brown
		2	Vout / White
		3	U- / Blue
		4	⊥ Connect to earth ground / Black

### How to Order

#### 1. Range Selection Table:

01	-1~65	07	0~6	13	0~35	19	0~160	25	0~500			
02	-1~125	08	0~10	14	0~40	20	0~200	26	0~600			
03	0~1	09	0~16	15	0~50	21	0~250					
04	0~2	10	0~20	16	0~60	22	0~300					
05	0~3	11	0~25	17	0~70	23	0~350					
06	0~5	12	0~30	18	0~100	24	0~400	X	By Customized			



Kindly according to your application select suitable range code , Example: code 11 = 25 .  
 Unit of measure select on the Part Number Selection Table . Example: Code B=Bar , that's 25 bar

#### 2. Part Number Selection Table:

<b>300</b>		<b>S3</b>		<b>11</b>	<b>B</b>	<b>G</b>	<b>E6</b>	<b>S12</b>	<b>3</b>	<b>0</b>	<b>002</b>
Selection Type											
Electrical Connection	S1= Packard 3 Pins Connector S2= Direct outlet cable S3= DIN43650 Hirschmann terminal box S4= M12 4 Pins connector type S5=Smaller Hirschmann terminal box										
Pressure Range	Range reference to pressure range selection table code										
Pressure Units	B=bar    P=Psi    K=KPa    M=MPa										
Pressure type	G=Gauge/Relative    A=Absolute    N=Negative										
Signal Output	E5=4-20mA(2 wires)    E6=0-5V(3 wires) E7=0-10V(3 wires)    E8=0.5-4.5V(3 wires) X= By customized										
Power Supply	S6=5Vdc    S11=7-30Vdc S12=8-30Vdc    S43=13-30Vdc X= By customized										
Pressure connection	1=7/16-20UNF male    3= 1/4" NPT male    4=1/4" NPT female 5=1/8"NPT male    6=G1/4"male    7=G1/4" female    8= M20x1.5 male 9=G1/2" male    10=1/2" NPT male    X= By customized										
Accuracy	0=1.0%F.S    1=0.5%F.S (By customized, excluding ranges <10bar)										
Cable length	000=Non-Cable 001= Cable 1M 002= Cable 2M X= By customized										

**Accessories**

(Notes: Please purchase separately. For the price of accessories, please contact our sales.)

	Description	Order number
	<p><b>Liquid level display control device</b></p> <p>With all kinds of liquid level sensor, measurement according to liquid level, and according to the setting of the container structure and size and the density of liquid, calculation, display liquid volume or quality.</p>	0008
	<p><b>Damper</b></p> <p>Use for protection pulse pressure to destroy sensor.</p>	0025

**Order information**

Model /Measuring range /Output Signal/Medium/Cable length/Case/Accessories