

TECHNOLOGY

HOLYKELL®

HPT300S Series
PRESSURE
• DATASHEET •

1. Pressure Measurement 2. Level Measurement 3. Temperature Measurement
4. Flow Measurement 5. Display & Control Instruments
6. Wireless Monitoring System 7. Velocity Measurement

HPT300S Series

Economic Compact OEM Pressure Transducers & Transmitters

Applications

- Pneumatic System Controls
- Mechanical engineering
- Pumps station
- Energy and Water Treatment
- HAVC System
- Process control and automation
- Water supply systems

Features

- Low cost compact type
- High strength stainless steel construction
- Low static and thermal error
- EMI/RFI protection
- Excellent overload, shock and erosion resistance
- Glue filling process, circuit waterproof
- CE, RoHS approved

Profiles

The HPT300S series compact pressure transmitter is precisely engineered for a wide range of industrial and OEM pressure measurement applications. Its rugged design ensures excellent resistance to vibration, shock, wide temperature fluctuations, RFI, and other harsh environmental conditions commonly encountered in industrial settings. Various process and electrical connection options are available, along with industry-standard pressure ranges and output signals, making it highly adaptable to diverse application requirements.

Equipped with a ceramic measuring cell, the HPT300S series is designed for high-pressure applications, with nominal ranges up to 0–600 bar. The ceramic sensing element offers superior burst and overpressure protection, exceptional mechanical robustness, and operates completely without wear or fatigue. This ensures long-term stability and reliable measurements over more than 100 million pressure cycles.

The HPT300S series has successfully obtained CE certification. It can be customized with your company's logo and model number. OEM and ODM services are available — your inquiries are welcome.



Measuring range

bar	-1 to 1..0 to 0.1...0 to 600
Kpa	-100 to 100..0 to 10...0 to 60000
psi	-15 to 15..0 to 1.5...0 to 8702
mbar	-1000 to 1000..0 to 100...0 to 600000

They give measuring range are also available in Mpa , Pa,in Hg,mm Hg

Materials

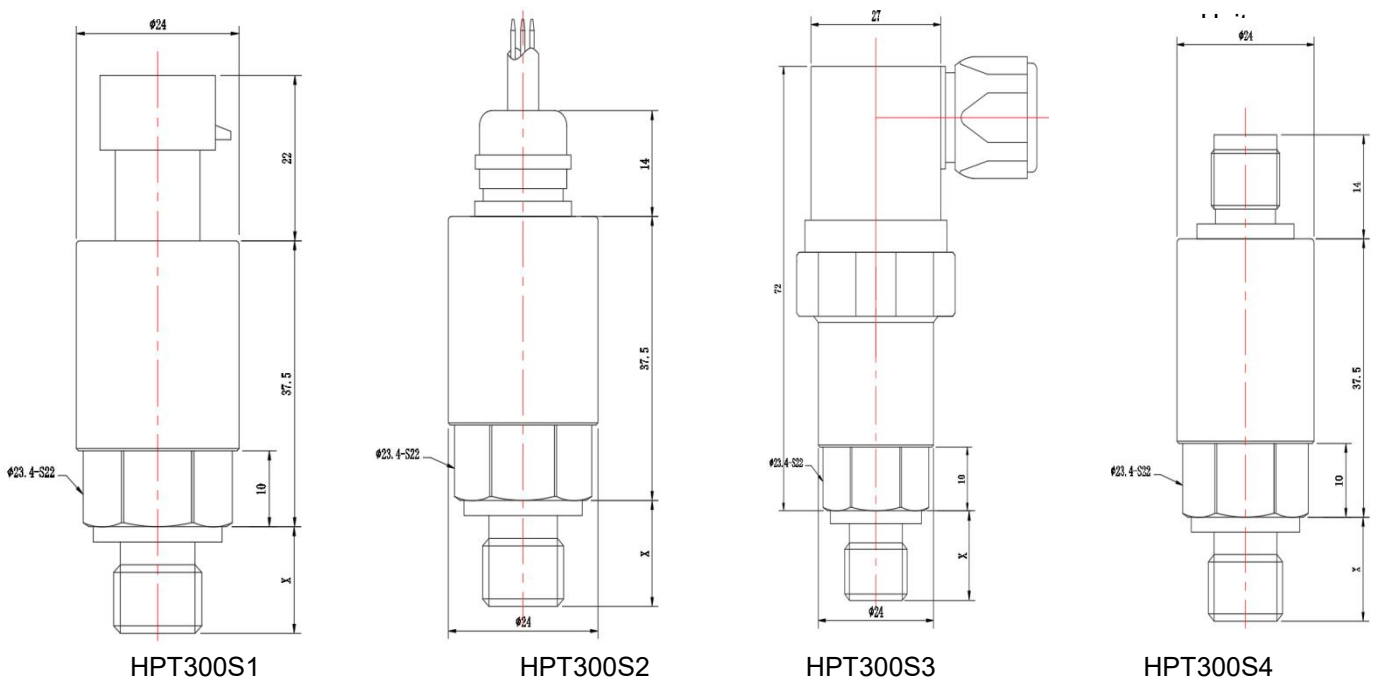
Wetted Parts	Standard	Optional
Case	304 Stainless steel	316L/SUS321
Sensor	Ceramic	NA
O-ring	NBR	EPDM/CR/PTFE

Specifications

Ambient Temperature: 25°C (unless specified)

Parameter	HPT300S series			
Pressure Measured	Gauge/Absolute pressure optional			
Safe Overload	150%FS(P≤250bar);125%FS(P≤600bar)			
Burst Pressure	300%FS(P≤100bar);200%FS(P≤300bar); 150%FS(P≤400bar);125%FS(P≤600bar)			
Accuracy	±1.0%F.S(typical) ; ±0.5%F.S(by customized, excluding ranges <10bar) at 25°C			
Stability	0.2%F.S±0.05%/year			
Working Temp.	-20 to +125°C(corrosive medium); -40 to +125°C(non-corrosive medium)			
Storage Temp.	-40 to +125°C			
Medium Compatible	Compatible with 304, 316 Stainless Steel according to customized			
Electrical Wire	2 Wires	3 Wires		
Output	4-20 mA	0-5 V	0-10 V	0.5-4.5 V ratiometric
Power Supply	8-30 V DC	8-30 V DC	13-30 V DC	5 V DC±5%
Insulate resistance	>100M Ω @100 V DC			
Zero Temp. Drift	≤0.02%F.S/°C			
Electrical connection	Terminal Box (DIN43650 Hirschmann Connector, IP65) Direct cable outlet IP67; M12 4 Pins connector P67; Packard Connector IP65.			
Pressure connection	1/8"NPT male, 1/4"NPT male 1/4"NPT female, G1/2" male, G1/4"male/female, 7/16"-20 UNF male are optional.			
EMC Standard	EN 61326-1:2013; EN 61326-2-3:2013 EN 61000-6-2:2005; EN61000-6-4:2007+A1			
IP rating	IP65...IP67 by model			
Response time	≤20ms			
Certificate	CE, ROHS Certificate			

Dimensions and Drawing



Electrical Connection

	DIN 43650 connector		
	Current	1	U+
		2	Iout(U-)
		3	NC
		4	⊥ Connect to earth ground
	Voltage	1	U+
		2	U-
		3	Vout
4		⊥ Connect to earth ground	

	Cable-out		
	Current	Red	U+
		Green	Iout(U-)
		Black	⊥ Connect to earth ground
	Voltage	Red	U+
		Green	Vout
Black		U-	

	Packard 3-pin connector		
	Current	A	⊥ Connect to earth ground / Black
		B	U+ / Red
		C	Iout(U-) / Green
	Voltage	A	U- / Black
		B	U+ / Red
C		Vout / Green	

	M12 4-pin connector		
	Current	1	U+ / Brown
		2	Iout(U-) / White
		3	NC
		4	⊥ Connect to earth ground / Black
	Voltage	1	U+ / Brown
		2	Vout / White
		3	U- / Blue
4		⊥ Connect to earth ground / Black	

How to Order

1. Range Selection Table:

01	-1~65	07	0~6	13	0~35	19	0~160	25	0~500			
02	-1~125	08	0~10	14	0~40	20	0~200	26	0~600			
03	0~1	09	0~16	15	0~50	21	0~250					
04	0~2	10	0~20	16	0~60	22	0~300					
05	0~3	11	0~25	17	0~70	23	0~350					
06	0~5	12	0~30	18	0~100	24	0~400	X	By Customized			



Kindly according to your application select suitable range code , Example: code 11 = 25 .
Unit of measure select on the Part Number Selection Table . Example: Code B=Bar , that's 25 bar

2. Part Number Selection Table:

300		S3		11	B	G	E6	S12	3	0	002
Selection Type											
Electrical Connection	S1= Packard 3 Pins Connector S2= Direct outlet cable S3= DIN43650 Hirschmann terminal box S4= M12 4 Pins connector type S5=Smaller Hirschmann terminal box										
Pressure Range	Range reference to pressure range selection table code										
Pressure Units	B=bar P=Psi K=KPa M=MPa										
Pressure type	G=Gauge/Relative A=Absolute N=Negative										
Signal Output	E5=4-20 mA (2 wires) E6=0-5 V (3 wires) E7=0-10 V (3 wires) E8=0.5-4.5 V(3 wires) X= By customized										
Power Supply	S6=5 V DC S12=8-30 V DC S43=13-30 V DC X= By customized										
Pressure connection	1=7/16-20UNF male 3= 1/4" NPT male 4=1/4" NPT female 5=1/8"NPT male 6=G1/4"male 7=G1/4" female 8= M20x1.5 male 9=G1/2" male 10=1/2" NPT male X= By customized										
Accuracy	0=1.0%F.S 1=0.5%F.S (By customized, excluding ranges <10bar)										
Cable length	000=Non-Cable 001= Cable 1M 002= Cable 2M X= By customized										

Accessories

(Notes: Please purchase separately. For the price of accessories, please contact our sales.)

	Description	Order number
	<p>Liquid level display control device</p> <p>With all kinds of liquid level sensor, measurement according to liquid level, and according to the setting of the container structure and size and the density of liquid, calculation, display liquid volume or quality.</p>	0008
	<p>Damper</p> <p>Use for protection pulse pressure to destroy sensor.</p>	0025

Order information

Model /Measuring range /Output Signal/Medium/Cable length/Case/Accessories