

TECHNOLOGY

HOLYKELL®

HPT604
LEVEL
• DATASHEET •

1. Pressure Measurement **2. Level Measurement** 3. Temperature Measurement
4. Flow Measurement 5. Display & Control Instruments
6. Wireless Monitoring System 7. Velocity Measurement

HPT 604 (Type BL)

Submersible Analog & Digital Pressure Fuel Level Transducers & Transmitters



Applications

- Level measurement in Bio-Fuels
- Monitoring of Gasoline & diesel fuel tanks
- Level Measurement in Ballast tanks
- Level Measurement in ground water level
- Monitoring of irrigation equipment
- Control of pumping stations

Features

- Imported GE pressure cell, 0.25% F.S.,
- Survives harsh environments
- EMI/RFI protection
- Custom level ranges from 50cm to 200m
- Optional PT100 temperature measurement
- IP68 full sealed plastic waterproof design
- CE, RoHS and ATEX approved
- Custom PU, PE or FEP cable length

Profiles

HPT604-BL series digital pressure level transducer is highly stable and reliable, which uses U.S.A GE pressure chips and high accurate circuit board into the stainless steel housing. Integrated construction and standard signal provide the user with easy and convenient application in the local working place. The special cable connected with housing, can be immersed into the media for a long time.

HPT604-BL is designed incorporating with monolithic computer technology and sensor digital conversion technology, its core component adopts 24-bit AD MCU micro-processor to ensure high quality of the transducer relaying on its strong function and high speed operation capacity.

The overall designed framework is to meet the requirements of increasingly enhanced industrial site application with a view to reliability, stability, high accuracy and the product also features strong function without manually operating device to ensure good interaction. Its application of digital signal processing technology is made for good disturbance immunity. It also features zero point automatic stable follow up capacity and automatic temperature compensation.

Holykell can provide a cost effective solution for level monitoring for a variety of applications. Welcome your inquiry.



Measuring range

bar	0 to 0.1 ... 0 to 2
inWC	0 to 20 ... 0 to 800
psi	0 to 1 ... 0 to 30
mH ₂ O/Fuel	0 to 1 ... 0 to 20

When ordering a sensor for gasoline/petrol, please choosing FEP cable.

The given measuring ranges are also available in mbar, KPa and MPa.

Materials

Wetted Parts	Standard	Optional
Sensor	Stainless steel 316L	Titanium Alloy
Housing & Protection cap	SUS304 nylon/PP	316L SUS304
Cable	PUR	FEP

Mounting position

Calibrated in vertical mounting position with pressure connection facing downwards.

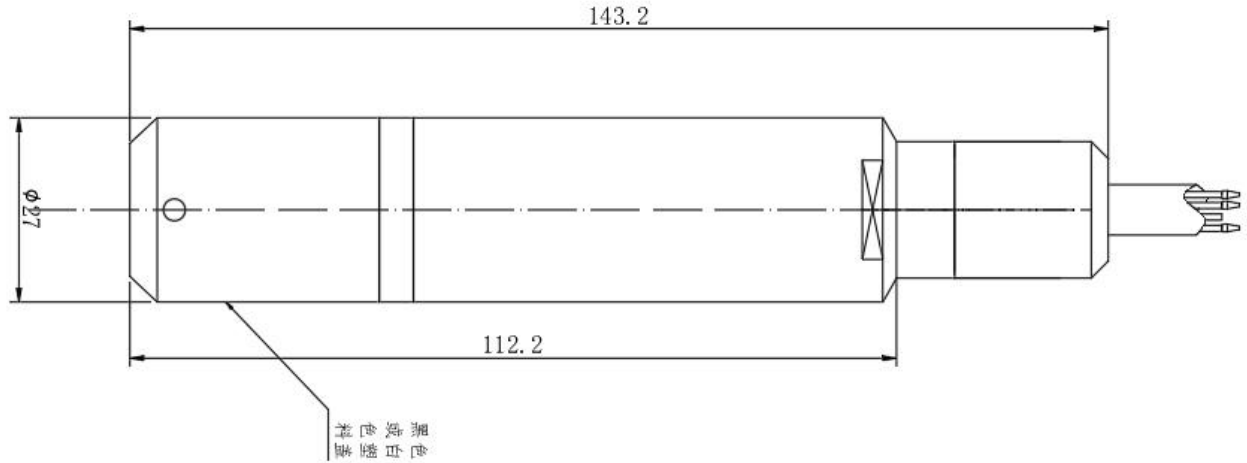
■ Specifications

Ambient Temperature: 25°C (unless specified)

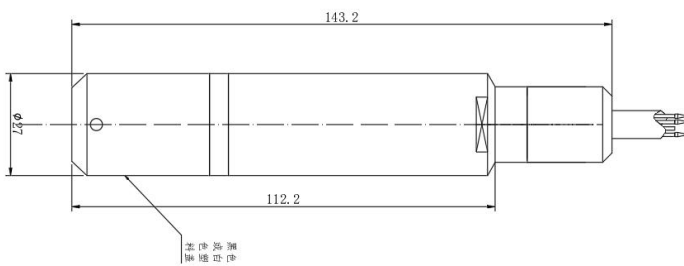
Parameter	HPT604 (Type BL)							
Pressure Range	0-0.1Bar.....2 bar / 0-1m...20m fuel level Optional (See P1 page description) * 80m max for SDI-12 signal							
Overload	200% F.S.							
Burst Pressure	500% F.S.							
Accuracy	Better than $\pm 0.25\%$ F.S @25 degree C							
(Linearity Hysteresis Repeatability)	Including non-lin., rep. and hys.							
Long-term Stability	$\leq \pm 0.1\%$ of span/year							
Working Temp.	-30-80°C (non-corrosive medium)							
Storage Temp.	-40°C~80°C							
Temperature Compensation	-10~80°C							
Medium compatible	Compatible with 304 Stainless Steel							
Electrical Wire	2 Wires	3 Wires			4 wires			
Output	4-20mA	1-5V;0-5V	0-10V	0.5-4.5V	SDI-12	Dual 4-20mA	RS485 Modbus RTU	
Power Supply	7-30Vdc	8-30Vdc	13-30Vdc	5Vdc $\pm 5\%$	12Vdc	12-30Vdc	3.5-36Vdc	
Polarity protection	Yes	Power wires-Yes; Signal Wires-Yes, Power&Signal Wires-No!						
Insulate resistance	> 100M Ω @50V							
Zero Temp. Drift	0.2%FS/°C (≤ 35 kPa) ; 0.1%FS/°C (≥ 35 kPa)							
FS Temp. Drift	0.02%FS/°C (≤ 35 kPa) ; 0.01%FS/°C (≥ 35 kPa)							
Electrical connection	Fixed cable and water proof IP68							
Response time	≤ 4 ms (digital signal ≤ 200 ms)							
Pressure Type	Gauge pressure and absolute optional.							
Certificate	Exia IICT6, TUV RoHS and CE Certificate							
EMC Standard	EN 61326-1:2013; EN 61326-2-3:2013 EN 61000-6-2:2005; EN61000-6-4:2007+A1							
Lightning Protection (optional functions)	Surge ± 2000 V, Air conduction ± 8000 V; contact discharge ± 4000 V protection.							
Cable optional	Cable materials are optional according request, we offer 3 type special cables as follow: PE Cable (Water Proof) ; PUR Cable (Oil/Fuel Proof) ; FEP Cable (Anti-Corrosive)							

Dimensions and Drawing

Unit, mm



Electrical Connections



Direct cable outlet		
	Current	Red U+
		Green Iout(U-)
		Yellow \perp Connect to earth ground
	Current(4-20mA P/L+T)	Red U+
		Green Iout(U-)
		Yellow \perp Connect to earth ground
		Blue T
	Voltage/SDI-12	Red U+
		Green Vout(for voltage) Signal(for SDI-12)
		Yellow \perp Connect to earth ground
		Black U-
	RS485 RTU Modbus	Red U+
		Black U-
		Green RS485A
		Blue RS485B
	Yellow \perp Connect to earth ground	

How to Order

1. Range Selection Table:

00	0~0.5	01	0~1.0	02	0~1.1	03	0~1.2	04	0~1.3	05	0~1.4	06	0~1.5	07	0~1.6	08	0~1.7
09	0~1.8	10	0~1.9	11	0~2	12	0~2.1	13	0~2.2	14	0~2.3	15	0~2.4	16	0~2.5	17	0~3
18	0~4	19	0~5	20	0~6	21	0~7	22	0~8	23	0~10	24	0~12	25	0~15	26	0~16
27	0~20			X	By customized												

Kindly according to your application select suitable range code , Example: code 19 = 5 .

Unit of measure select on the Part Number Selection Table . Example: Code F=m Fuel , that's 5m Fuel

2. Part Number Selection Table:








604 Selection Type	BL (Type BL)	11	F	G	E5	S11	D3	N	1	003
Range	Range reference to range selection table code									
Pressure & Level Units	F=m Fuel (Min: 0.5 m Fuel; Max:20 m Fuel) B=bar (Min: 0.1 bar Max: 2bar) P=Psi (Min:1Psi; Max:30Psi) K= kPa (Min:5 KPa; Max:200 KPa) I= inWC (Min: 20 inWC; Max:800 inWC) MB= mbar (Min: 50 mbar Max: 200 mbar)									
Pressure type	G=Gauge/Relative pressure type (universal) A=Absolute pressure (customized)									
Signal Output	E5=4-20mA(2 wires) E6=0-5V(3 wires) E7=0-10V(3 wires) E21=0.5-4.5V non-ratiometric (default, 3 wires) E8=0.5-4.5V ratiometric (by customized, 3 wires) E11=RS485(MODBUS) E16=SDI-12 E22=Dual 4-20mA(P/L+T) (3 wires) E0=1-5V (3 wires) X= By Customized									
Power Supply	S6=5Vdc		S5=12Vdc		S10=12-30Vdc					
	S11=7-30Vdc		S12=8-30Vdc		S42=3.5-36Vdc					
	S43=13-30Vdc		X= By Customized							
Measuring Medium	CW=Water D1=0.84g/cm3 density diesel D2=0.83g/cm3 density diesel D3=0.85g/cm3 density diesel D4=0.86g/cm3 density diesel G2=0.725g/cm3 density gasoline G5=0.737g/cm3 density gasoline X=Other Liquid and Density By Customized									
Others Function (Optional)	N= Standard type (nylon filter cover)					T=With Temperature Sensor/Output (only RS485)				
	PPC=PP materials white color cap/filter cover					FC=FEP Cable (gasoline application)				
Accuracy	1=0.5%F.S		2=0.25%F.S optional			3=0.1%F.S (by customized)				
Cable length	001= Cable 1m		002= Cable 2m		003= Cable 3m		X= By Customized			

Example of a complete PN: 604BL11FGE5S11D3N1003

(Model: HPT604-BL, fuel level range 0-2m, gauge type, 4-20mA, 7-30Vdc supply, 0.85g/cm3 density diesel, standard type, 0.5%F.S accuracy with 3 meters cable)

Accessories

(Notes: Purchased separately. For the price of accessories, please contact our sales.)

	Description	Order number
	<p>Liquid level display control device With all kinds of liquid level sensor, measurement according to liquid level, and according to the setting of the container structure and size and the density of liquid, calculation, display liquid volume or quality.</p>	0008
	<p>Locking flange For locking cables, made of aluminum alloy</p>	0029
	<p>IP68 rated deep water level cable extender Mainly used to extend the cable of deep water level transmitter. Users can rewire it locally. It can work continuously for more than 10 years 500 meters underwater, and the safe tensile strength of the cables at both ends can reach 200N</p>	0028
	<p>Desiccant drying cartridge Desiccant Pack installed on Vented Transducer cable. The cartridge will have to be field replaced as site environment requires.</p>	0010
	<p>Terminal box The terminal box, with IP67 ingress protection and watertight ventilation element, provides a moisture-free electrical termination for the submersible pressure transmitter. It should be mounted in dry environment or directly in the switch cabinet.</p>	0003
	<p>Adapter Converter It is able to convert RS-232 signal to RS-485 balanced differential signal and extend the communication distance to 1.2km. It uses a particular pump to gain power from RS-232 signal (RTS, DTR, TXD) without initializing the RS-232 series interface. This interface converter does this without requiring any AC or DC power.</p>	0005
	<p>Surge electrostatic protector Anti-surge $\pm 2000V/\pm 4000V$, anti-static 18KV, suitable for protecting 4-20ma and RS485 circuits.</p>	0014

Ordering information

Model / Measuring range / Output signal / Temperature measurement / Cable material / Cable length / Case / Lightning protection / Accessories