

TECHNOLOGY

HOLYKELL®

HPT906
PRESSURE
• DATASHEET •

- 1. Pressure Measurement** 2. Level Measurement 3. Temperature Measurement
4. Flow Measurement 5. Display & Control Instruments
6. Wireless Monitoring System 7. Velocity Measurement

HPT 906

Standard Industrial Compact Hydraulic Pressure Transducer

Applications

- Gas pressure measurement
- Oxygen Services
- Petrochemical industry
- Hydraulic and pneumatic systems
- Mine metallurgy
- HAVC, LNG, CNG Systems
- Refrigeration, Compressor systems
- Industrial machinery manufacture
- Construction, engineering machinery
- Combustion engine, oil engine and generator units.
- Hydraulic and pneumatic systems

Characters

- Accuracy: $\leq \pm 0.25\% F.S$
- Wide working temperature scope
- Max 10 years lifetime
- Excellent resistance against impact, overload, shock and erosion.
- Highly-efficient lightning absorption and strong RFI & EMI resistance
- Disturbance resistance
- 150% to 300% range safe overload.
- 200% to 4000% range burst pressure
- CE approved

Profiles

HPT906 sputtered thin film pressure transducer unit offers an unbeatable price/performance ratio in a small package size. It features all-stainless steel wetted parts, and hermetically sealed enclosures without O-rings. Dual seal and flush mounting are optional .A broad selection of electrical and pressure connections, and a wide choice of electrical outputs are available. It is suitable for most applications without modification.

HPT906 features include availability in seven unique ranges from 0-5 bar to 0-2,000 bar,with choice of loop powered (4-20 mA) or low power (0-5 Vdc) output. It has RoHS, and CE approved.

Additionally,it has good shock and vibration resistance, excellent over pressure protection, long term reliability, suitable for hydraulic and general industry, heavy equipment pressure measurement applications.

Holykell can provide a cost effective solution for pressure monitoring for a variety of applications. Welcome your inquiry.



Measuring range

bar	0 to 5	0 to 2000
psi	72.5 to 29000	
MPa	0.5 to 200	

They give measuring range are also available in Mpa , Pa,in Hg,mm Hg

Materials

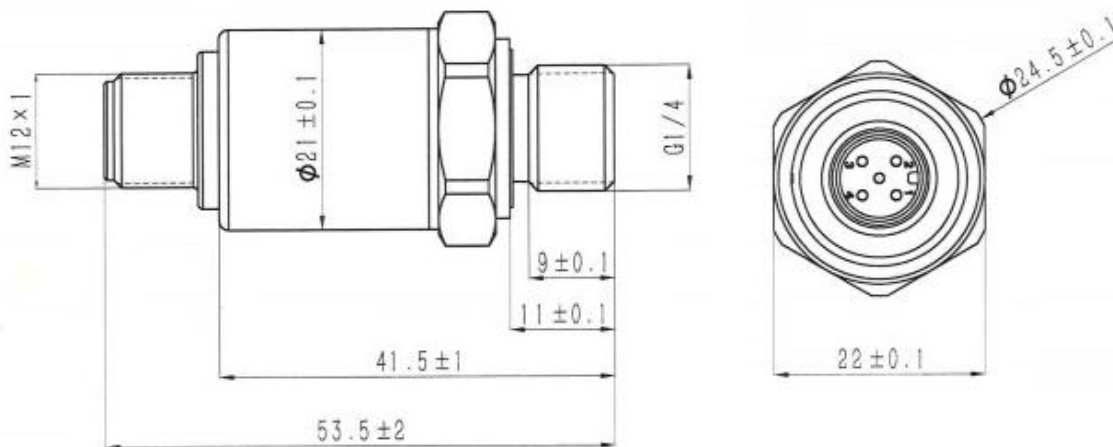
Wetted Parts	Standard	Optional
Case	17-4PH SST	NA
Sensor	sputtered film	NA
Cable	PVC	PTFE/PUR/PE

Specifications

Ambient Temperature: 25°C (unless specified)

Parameter	HPT906		
Pressure Range	0-10Bar.....2000 Bar optional		
Overload	200% F.S. (5...25Bar), 300% F.S. (40...2000Bar)		
Burst Pressure	1000% F.S.(5...25Bar),1000% F.S. (40...500Bar), 500% F.S.(500...2000Bar)		
Accuracy (Linearity Hysteresis Repeatability)	$\leq \pm 0.5\%$ F.S Typical; $\leq \pm 0.25\%$ F.S (Optional); $\leq \pm 0.1\%$ F.S (Customized) at 25°C including non-lin., rep. and hys. Optional		
Long-term Stability	$\leq \pm 0.1\%$ F.S/Year		
Medium Temp.	-40 to +125°C (Typical); -55 to +150°C (by customized)		
Ambient temp.	-40 to +85°C (Typical)		
Temperature compensation	0 to +80°C		
Medium compatible	Compatible with 316L Stainless Steel		
Electrical Wire	2 Wires	3 Wires	
Output	4-20 mA	0-5 V	0.5-4.5 V
Power Supply	8-32 V DC	8-32 V DC	5 V DC $\pm 5\%$
Insulate resistance	(U-10)/0.02(Ω)	For Current Type: (U-10)/0.02 (Ω), For Voltage Type: >100 K Ω	
Load resistance	>500M Ω @250V		
Zero Temp. Drift	0.02%F.S./°C		
Sensitive Temp. Drift	0.02%F.S./°C		
Vibration Influence	5-1000 Hz, 2mm Amplitude, X,Y,Z 30 minutes, output changes less than 0.03%F.S. 50g		
Impact Influence	50g; 11ms GB/T2423.5-1995		
Materials	17-4PH Stainless steel (diaphragm); others 304 or 316 stainless steel		
Electrical connection	4 Pins M12 Connectors IP45		
Pressure connect port	G1/4"male, 1/4"NPT male optional. (or mass order by customized)		
Certificate	CE approved		
Electromagnetic compatibility	EN 61326-1:2013; EN 61326-2-3:2013		
Response time	≤ 1 ms		

Dimensions and Drawing



Unit: mm

Electrical Connections

	Plug:4-pin Type		
	Current	1	Vcc+ / Brown
		2	Si+ / White
		3	NC
		4	Shield / Black
	Voltage	1	Vcc+ / Brown
		2	Vout/ White
		3	GND / Blue
4		Shield /Black	

	Directly sealed cable		
	Current	Red	Vcc+
		Green	Si+
		Black	Shield
	Voltage	Red	Vcc+
		Green	Vout
Black		GND	

Pressure Connections				
M20x1.5 male	1/2" NPT male	1/4" NPT male	G1/2" male	G1/4" male
<p>M20x1.5 male</p>	<p>1/2" NPT</p>	<p>1/4" NPT</p>	<p>G1/2"</p>	<p>G1/4"</p>

How to Order

1. Pressure Range Selection Table:

01	0~5	02	0~10	03	0~20	04	0~30	05	0~40	06	0~50	07	0~60	08	0~80	09	0~100
10	0~150	11	0~200	12	0~300	13	0~400	14	0~600	15	0~700	16	0~800	17	0~900	18	0~1000
19	0~1100	20	0~1200	21	0~1300	22	0~1400	23	0~1500	24	0~1600	25	0~1700	26	0~1800	27	0~1850
28	0~1900	29	0~2000	X	By Customized												



Kindly according to your application select suitable range code , Example: Code 11 =200 .
Unit of measure select on the Part Number Selection Table . Example: Code B=Bar , that's 200 bar .

2. Part Number Selection Table:

906 Selection Type	M	11	B	G	E5	S26	3	N	1	002
Electrical connection	P3=Packard 3 Pins S= Direct cable outlet M= M12 (4-pin) Type AMP=AMP Connector 3 Pins									
Pressure Range	Range refer to pressure range selection table code									
Pressure Unit	B= bar P=Psi K=KPa M=MPa									
Pressure type	G=Gauge/Relative									
Signal Output	E5=4-20mA(2 Wire) E6= 0-5V(3 wire) E8=0.5-4.5V(3 wire) X=By customized									
Power Supply	S26=8-32Vdc S6=5Vdc X= By customized									
Pressure connection	3=1/4" NPT male 6=G 1/4" male 8=M20x1.5 male X= By customized									
Other option	N=Standard Type O=Oxygen Services X=Withstand Xylene									
Accuracy	1=±0.5%F.S Typical 2=±0.25%F.S (optional) 3=0.1%F.S. (by customized)									
Cable length	000=Non-cable 001= Cable 1M 002= Cable 2M X= By customized									

Accessories

(Notes: Please purchase separately. For the price of accessories, please contact our sales.)

	Description	Order number
	<p>Liquid level display control device With all kinds of liquid level sensor, measurement according to liquid level, and according to the setting of the container structure and size and the density of liquid, calculation, display liquid volume or quality.</p>	<p>0008</p>
	<p>Damper Used for protecting pulse pressure from destroying sensor.</p>	<p>0025</p>

Order information

Model /Measuring range /Output Signal/Medium/Cable length/Case/Accessories