

TECHNOLOGY

HOLYKELL®

EP201

PRESSURE

• DATASHEET •

- 1. Pressure Measurement** 2. Level Measurement 3. Temperature Measurement
4. Flow Measurement 5. Display & Control Instruments
6. Wireless Monitoring System 7. Velocity Measurement

EP201

Diffused Silicon Pressure Sensor

Applications

- Process control
- Aerospace and aviation
- Automotive industry
- Medical equipment
- HVAC systems
- Pipeline systems

Features

- 316L stainless steel isolation diaphragm structure
- High accuracy with all stainless steel construction
- Compact size and lightweight design
- Strong anti-interference and long-term stability
- Various structural forms for easy installation
- Excellent resistance to vibration and shock
- Wide measuring range up to 60MPa
- Absolute/gauge/ sealed pressure measurement

Profiles

EP201 pressure transmitter uses a diffused silicon sensing core and built-in digital circuitry to convert millivolt signals into standard current outputs. It can be easily connected directly to computer interface cards, control instruments, intelligent instruments, or PLCs. For long-distance transmission, a current output can be used.

With a compact, lightweight, fully stainless-steel sealed structure, it is suitable for use in corrosive environments. The product is easy to install and offers excellent resistance to vibration and shock, making it widely used in process control, aerospace, aviation, automotive, medical equipment, and HVAC applications.

Holykell can provide a cost effective solution for pressure monitoring for a variety of applications. Welcome your inquiry.



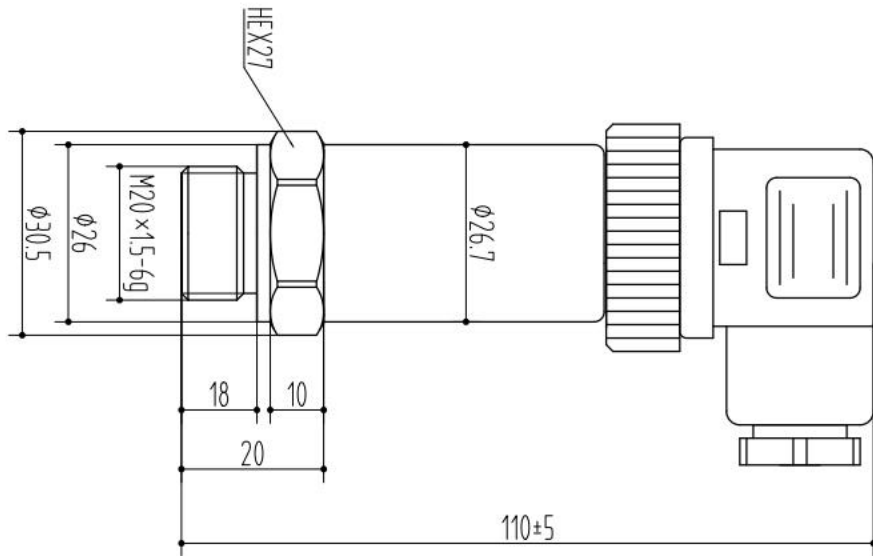
Specifications

Ambient Temperature: 25°C (unless specified)

Parameter	EP201				
Measuring range	0~35kPa...60MPa				
Measuring pressure	Gauge, absolute and seal pressure optional				
Safe overload	150% F.S./ 200% F.S/ 300% F.S				
Burst pressure	300%F.S/ 400%F.S/ 500% F.S / 600% F.S				
Accuracy	±0.5%F.S				
Hysteresis	0.1%F.S				
Repeatability	0.1%F.S				
Medium temp.	-30°C~105°C				
Storage temp.	-40°C~125°C				
Compatible medium	Compatible with 304 Stainless Steel				
Temp. Drift	35kPa: ±3%F.S(0°C~60°C); Other ranges: ±1.5%FS(-10°C~70°C)				
Electrical wire	2 Wires		3 Wires		
Output signal	4~20mA	0~5V	0-10V	0.5-4.5V Ratiometric	0.5-4.5V Non-ratiometric
Power supply	12~30Vdc	12~30Vdc	12~30Vdc	5Vdc	5Vdc
Insulate resistance	≥250M Ω / 500Vdc (100M Ω / 250Vdc)				
Electrical connection	DIN43650 Hirschmann connector				
IP rating	IP65				
Mechanical vibration	Sine wave: 20g, 25Hz to 2kHz; IEC 60068-2-6 Random: 7.5grms, 5Hz to 1kHz; IEC 60068-2-64				
Shock-resistance	Shock: 20g/1ms; IEC 60068-2-27 Free fall: 1 meter; IEC 60068-2-32				
Pressure connection	G1/4, M14×1.5, NPT1/4, R1/4, PT1/4, M12×1.5, R1/2, PT1/2, 7/16-20UNF, NPT1/8				
Response time	≤90ms				
Endurance	≥1×10 ⁶ pressure cycles				
EMC	Immunity: IEC 61000-6-2, Emission: IEC 61000-6-3				
Surge	IEC 61000-4-5 Level 3, 2kV				
Withstand voltage	Current output: 500V AC for 1 minute				
Electrostatic discharge	IEC 61000-4-2 Level 4				
Hexagon	HEX27				

■ Dimensions and Drawing

Unit: mm



■ Electrical Connection

Hirschmann DIN43650

	Wire color/Pin No.	Definition
2-wire current	Pin 1	V+
	Pin 2	Iout
3-wire voltage	Pin 1	V+
	Pin 2	V-
	Pin 3	Vout

How to Order

1. Range Selection Table:

01	0~10kPa(G)	07	0~1MPa(G,A)	13	0~16MPa(S)						
02	0~35kPa(G,A)	08	0~1.6MPa(G,A,S)	14	0~25MPa(S)						
03	0~70kPa(G)	09	0~2.5MPa(S)	15	0~40MPa(S)						
04	0~100kPa(G,A)	10	0~4MPa(S)	16	0~60MPa(S)						
05	0~250kPa(G,A)	11	0~6MPa(S)								
06	0~600kPa(G,A)	12	0~10MPa(S)			X	By Customized				

Kindly according to your application select suitable range code , Example: Code 11 = 0~6MPa.

2. Part Number Selection Table:






201 Selection Type	H	15	S	E5	S10	3	1	000
Electrical Connection	H=Hirschmann DIN 43650							
Pressure Range	Range reference to pressure range selection table code							
Pressure type	G=Gauge A=Absolute S=Sealed							
Signal Output	E5=4-20mA(2 wire) E6=0-5V(3 wire) E8=0.5-4.5V(ratiometric, 3wire) E21=0.5-4.5V(non-ratiometric, 3 wire) E7=0-10V(3 wire) X= By Customized							
Power Supply	S10=12~30Vdc X= By Customized							
Pressure connection	8=M20×1.5 male 9=G1/2" male 6=G1/4" male 20=M14×1.5 male 3=1/4" NPT male 10=1/2" NPT male 47 =M16×1.55 21=M18×1.5 male X=By Customized							
Accuracy	1=0.5%F.S (Typical) X=By customized							
Cable length	000=Non-Cable 001= Cable 1M 002= Cable 2M X= By Customized							

Ordering Notes

1. Please ensure compatibility between the measured medium and the product's wetted materials during model selection.
2. Measuring range can be customized between 1–35 kPa. (For ranges ≤6 kPa, a non-oil-filled pressure sensor is used, and the measured medium must be clean, dry gas.)
3. For ranges between 25–100 MPa, customization is available for applications involving extreme pressure spikes.

Accessories

(Notes: Please purchase separately. For the price of accessories, please contact our sales.)

	Description	Order number
	Liquid level display control device With all kinds of liquid level sensor, measurement according to liquid level, and according to the setting of the container structure and size and the density of liquid, calculation, display liquid volume or quality.	0008
	Damper Screw/damper against pressure peak	0038
	Hirschmann connector	0039
	Terminal box The terminal box, with IP67 and watertight ventilation element, provides a moisture-free electrical termination for the submersible pressure transmitter. It should be mounted in dry environment or directly in the switch cabinet.	0003
	M12 connector	0040